



INTRODUCTION TO INDIAN FOLK ART AND CRAFT:

PHAD PAINTING

WORKSHOP BY KALYAN JOSHI

WHAT YOU CAN LEARN


- The historical and cultural significance of the art form
- The inspiration behind the forms, symbols and patterns
- Traditional materials that were used by the artists
- The tools and materials used by the artists
- Knowledge of how to make a Phad Painting
- Insight into the life of a Phad artist




WHO SHOULD SIGN UP?

- Students and hobbyists willing to explore new forms of Indian art and craft
- People already practicing art and looking to expand their knowledge
- People interested in exploring new forms of indigenous art

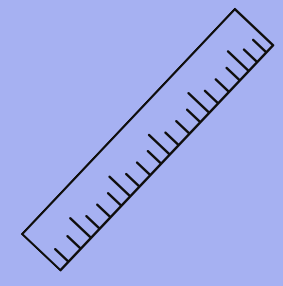
MATERIALS YOU WILL NEED:



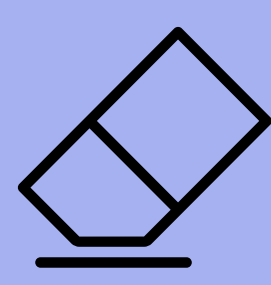
OFF WHITE DRAWING SHEETS (HANDMADE OR CARTRIDGE SHEET) SIZE - A4 & A3



PENCIL



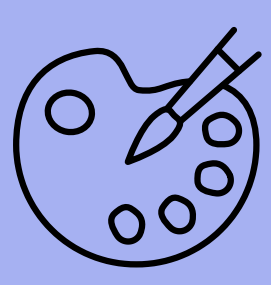
SCALE



RUBBER



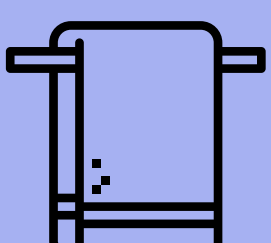
ROUND BRUSHES NO. - 0, 00, 2, 4, 6



- POSTER COLORS :
- CHROME YELLOW
 - ORANGE
 - SAP GREEN
 - INDIAN RED (BROWN)
 - LIGHT GREEN
 - SCARLETT RED
 - COBALT BLUE
 - BLACK
 - WHITE



AN ENTHUSIASM TO LEARN AND A WILLINGNESS TO SUPPORT INDIAN ART AND CRAFT



ROUGH CLOTH AND GLASS OF WATER

BASIC TECHNIQUES OF PHAD PAINTING:

The process of making base fabric and colors all are natural. Cotton cloth is starched and burnished before using the colors. Natural stone colors are used for paint, which comes from mines and Himalayas. These natural colors includes :

- Orange which comes from Sindur.
- Yellow comes from Hartal.
- Green comes from Jangal.
- Brown comes from Mud/Geru.
- Red comes from Sangrak.
- Blue comes from Indigo.
- Black comes from Chimneys (just like we make Kajal)

ABOUT PHAD PAINTING:

Source: Rajasthan.gov.in


Phad painting or Phad is a style religious scroll painting and folk painting, practiced in the glorious Rajasthan state of India. This style of painting is traditionally done on a long piece of cloth or canvas, known as phad. The narratives of the folk deities of Rajasthan, mostly of Pabuji and Devnarayan are depicted on the phads. The Bhopas, the priest-singers traditionally carry the painted phads along with them and use these as the mobile temples of the folk deities. The phads of Pabuji are normally about 15 feet in length, while the phads of Devnarayan are normally about 30 feet long. Traditionally the phads are painted with vegetable colors.

The Joshi families of Shahpura in Bhilwara district of Rajasthan are widely known as the traditional artists of this folk art-form for the last two centuries. Presently Shree Lal Joshi, Nand Kishor Joshi, Kalyan Joshi and Shanti Lal Joshi are the most noted artists of the phad painting, who are known for their innovations and creativity. Noted examples of this art are Devnarayan Ki Phad and Pabuji Ki Phad.

ABOUT THE ARTIST: KALYAN JOSHI

Born in 1969, Kalyan Joshi comes from a lineage of Phad painters of as early as the 13th century. Kalyan Joshi started painting from the age of 8 with his father Shri Lal Joshi who was an acclaimed Padma Shree honoree. Kalyan Joshi has experimented with new stories, contemporary style painting and line drawing. He is the founder of "Ankan Artist Group". Since 1990 he has conducted 200 workshops at various Schools all over India, and SPICMACAY .

Kalyan Joshi will be accompanied by his daughter, Kritika Joshi, during the workshop. Kritika is a textile designer with extensive training in various craft forms of the country. She has been learning and practicing under the guidance of her father and has been adding new innovations to the centuries old form of Phad.



VISIT SERENDIPITYARTSVIRTUAL.COM FOR MORE INFORMATION

